



LOUISIANA STRATEGIC HIGHWAY SAFETY PLAN

STATEWIDE ACTION PLAN

INFRASTRUCTURE & OPERATIONS

2023 TO 2024

Performance Action Compliance Tracking Plan Directory

SECTION TITLE	PAGES
EMPHASIS AREA ACTION PLAN DATA PANEL	<u>2</u>
EMPHASIS AREA ACTION PLAN OVERVIEW	<u>3</u>

ACTION STEPS	STATE APPROVED STRATEGY	YTD STRATEGY ATTAINMENT	
<u>4</u>	COORDINATION	Not Started	0.00%
<u>3</u>	EDUCATION	Not Started	0.00%
<u>1</u>	ENFORCEMENT	Not Started	0.00%
<u>4</u>	OPERATION	Not Started	0.00%
<u>3</u>	OUTREACH	Not Started	0.00%
<u>5</u>	ALL STRATEGIES APPLIED - SCORE CARD	Not Started	0.00%

PROGRAM EMPHASIS AREA ACTION PLAN DEFINITIONS

LOUISIANA STATE REGIONAL SAFETY COALITIONS CONTACT INFORMATION

PLANS: [ALL](#) [ATTAINMENT CENTER](#) [ACTION STEP REQUIRED FORMS](#)

DELIVERABLES: [STATE](#) [REGIONAL](#) [RESOURCES & SHAREABLES](#)

ACTION STEP CHALLENGES CENTER: [ACTION STEP CHALLENGES FORM](#) [ACTION STEP RESOLUTIONS](#)

ACTION PLAN TEMPLATE ISSUE CENTER:

[TEMPLATE ISSUE FORM](#)

[AP TEMPLATE RESOLUTIONS](#)



EMPHASIS AREA STATISTICS & TARGET CEILING CHART

[CARTS PERSON DATA DASHBOARD](#)

SI = SERIOUS INJURY

FTL = FATAL

TGT = TARGET

2013-2017 AVERAGE

	ROADWAY DEPARTURES				INTERSECTIONS				NON-MOTORIZED USERS			
	SI STATS	SI TGT	FTL STATS	FTL TGT	SI STATS	SI TGT	FTL STATS	FTL TGT	SI STATS	SI TGT	FTL STATS	FTL TGT
2018	389.00		345.00		513.00		152.00		197.00		139.00	
2019	353.00	385.11	288.00	341.55	466.00	507.87	155.00	150.48	223.00	195.03	195.00	137.61
2020	394.00	381.26	306.00	338.13	490.00	502.79	155.00	148.98	229.00	193.08	144.00	136.23
2021	441.00	377.45	343.00	334.75	541.00	497.76	190.00	147.49	227.00	191.15	180.00	134.87
2022	453.00	373.67	384.00	331.41	667.00	492.79	184.00	146.01	231.00	189.24	220.00	133.52
2023	744.00	369.94	331.00	328.09	982.00	487.86	177.00	144.55	359.00	187.35	203.00	132.19
2024		366.24		324.81		482.98		143.10		185.47		130.87
2025		362.57		321.56		478.15		141.67		183.62		129.56
2025		358.95		318.35		473.37		140.26		181.78		128.26

ENTER DATA INTO THE STATS COLUMNS ONLY. TGT COLUMNS WILL AUTOPOPULATE. THE DATA FROM THESE TABLES LINK TO THE DATA CONTROL PANEL BELOW. THE DATA CONTROL PANEL LINKS TO ACTION PLAN CHARTS AND TABULAR DATA THROUGHOUT THE ACTION PLAN.

AT THE CONCLUSION OF THE PLAN YEAR, AND ALL CRASH DATA HAS BEEN PUBLISHED, ENTER THE PLAN YEAR RESULTS INTO THE PLAN YEAR STATS COLUMNS.

PLAN YEAR
DATA CONTROL
PANEL

	ROADWAY DEPARTURES				INTERSECTIONS				NON-MOTORIZED USERS			
	PRV YR SI	SI TGT	PRV YR FTL	FTL TGT	PRV YR SI	SI TGT	PRV YR FTL	FTL TGT	PRV YR SI	SI TGT	PRV YR FTL	FTL TGT
	744.00	366.24	331.00	324.81	982.00	482.98	177.00	143.10	359.00	185.47	203.00	130.87
	SI RESULTS		FTL RESULTS		SI RESULTS		FTL RESULTS		SI RESULTS		FTL RESULTS	

CONTROL PANEL DATA IN ROW 19 WILL AUTOMATICALLY POPULATE

AT THE CONCLUSION OF THE PLAN YEAR, AND ALL CRASH DATA HAS BEEN PUBLISHED, ENTER THE PLAN YEAR RESULTS INTO THE PLAN YEAR RESULTS COLUMNS.



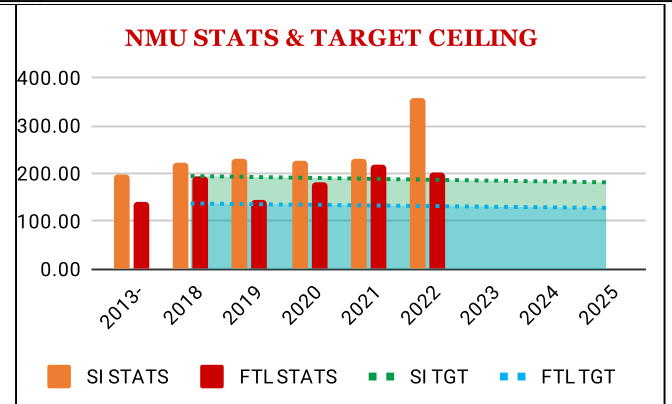
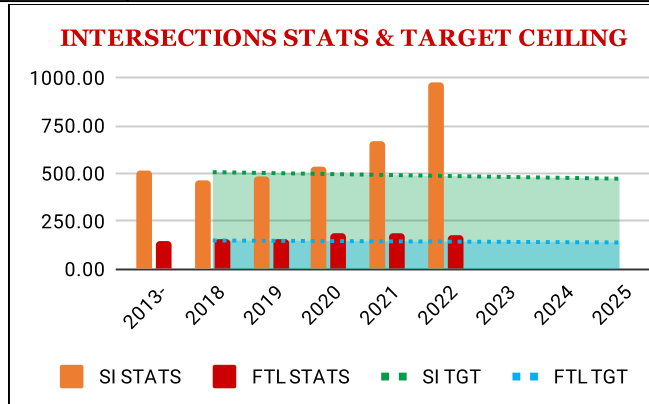
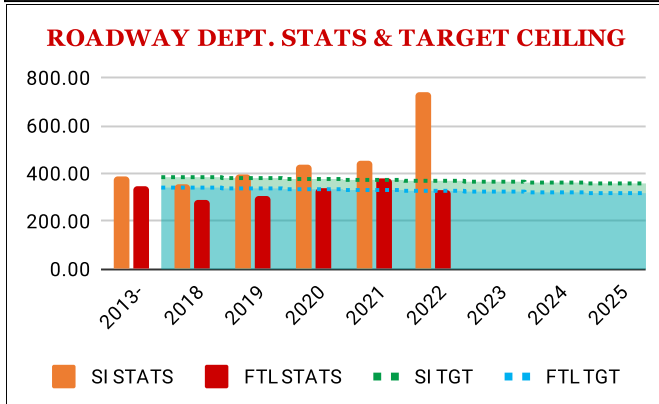
LOUISIANA STRATEGIC HIGHWAY SAFETY PLAN

STATEWIDE ACTION PLAN INFRASTRUCTURE & OPERATIONS

2023 TO 2024

Performance Action Compliance Tracking Plan Directory

ID	OBJECTIVES	STATE STRATEGIES				
I.	Reduce the potential and recurrence of roadway departure serious injuries and fatalities	COORDINATION	EDUCATION			
II.	Reduce the potential and recurrence of intersection serious injuries and fatalities	ENFORCEMENT	OPERATION			
III.	Reduce the potential and recurrence of serious injuries and fatalities involving non-motorized users	OUTREACH				
ID	OUTPUT MEASURES	DATA SOURCE	PRV YR	TARGET	RESULT	PLAN ATTAINMENT
I.	a. 1% minimum reduction of serious injuries involving roadway departures	Center for Analytics & Research in Transportation Safety Reports	744.00	366.24		TARGET NOT MET
	b. 1% minimum reduction of fatalities involving roadway departures		331.00	324.81		TARGET NOT MET
II.	a. 1% minimum reduction of serious injuries at intersections		982.00	482.98		TARGET NOT MET
	b. 1% minimum reduction of fatalities at intersections		177.00	143.10		TARGET NOT MET
III.	a. 1% minimum reduction of serious injuries involving non-motorized users		359.00	185.47		TARGET NOT MET
	b. 1% minimum reduction of fatalities involving non-motorized users		203.00	130.87		TARGET NOT MET
LEADERS / AGENCY						
Laura Riggs / LADOTD		Steve Strength / LTAP	Trey Jesclard / LADOTD			
		steve.strength@la.gov	trey.jesclard@la.gov			



DESTINATION ZERO DEATHS



DESIRED OUTCOME: Increased Coordinated Efforts to Promote Infrastructure and Operations Enforcements, Outreach, and Education Initiatives

Not Started

0.00%

COORDINATION

YYD STRATEGY ATTAINMENT

ID	PRIMARY POINT OF CONTACT	PRL	YD	OD	DESCRIPTION	OUTPUT MEASURE	STATUS				
1.1		<input checked="" type="checkbox"/>	<input type="checkbox"/>	<input type="checkbox"/>	Provide the RSCs with the information to support the HSIP and other safety-related efforts including current safety trends, data, targets and I/O projects.	Number of RSC's to receive the I/O quarterly update provided by the State I/O Team.	Not Started				
QTR	DUE	QUARTERLY TASK DETAIL			UPLOAD DEL.	REQUIRED	COMPLETE	TARGET	RESULT	% MET	COMPLETE
1	31-Mar	DESCRIPTION: Did the statewide team distribute I/O Quarterly update to all 9 RSCs? Did all 9 RSCs distribute the I/O Quarterly update that was provided by the state (Q1 deliverable to be delivered by Q2)? DELIVERABLE LINK: REPORT-OUT:			<input checked="" type="checkbox"/>	0	18	0	0.00%	NO	
ASSIGNED TO STATE 4E'S FOCUS ENGINEERING											
2	30-Jun	DESCRIPTION: Did the statewide team distribute the I/O quarterly update to all 9 RSCs? Did all 9 RSCs distribute the I/O Quarterly update that was provided by the state (Q2 deliverable to be delivered by Q3)? DELIVERABLE LINK: REPORT-OUT:			<input checked="" type="checkbox"/>	0	18	0	0.00%	NO	
ASSIGNED TO RSCs 4E'S FOCUS ENGINEERING											
3	29-Sep	DESCRIPTION: Did the statewide team distribute the I/O quarterly update to all 9 RSCs? Did all 9 RSCs distribute the I/O Quarterly update that was provided by the state (Q3 deliverable to be delivered by Q4)? DELIVERABLE LINK: REPORT-OUT:			<input checked="" type="checkbox"/>	0	18	0	0.00%	NO	
ASSIGNED TO RSCs 4E'S FOCUS ENGINEERING											
4	29-Dec	DESCRIPTION: Did the statewide team distribute the I/O quarterly update to all 9 RSCs? Did all nine RSCs distribute the I/O quarterly update that was provided by the state (Q4 deliverable to be delivered by Q1 2024)? DELIVERABLE LINK: REPORT-OUT:			<input checked="" type="checkbox"/>	0	18	0	0.00%	NO	
ASSIGNED TO RSCs 4E'S FOCUS ENGINEERING											
YTD DELIVERABLES:					4	0	72	0	0.00%	NO	
RATING: SELECT		COMMENTS:									

ID	PRIMARY POINT OF CONTACT	PRL	YD	OD	DESCRIPTION	OUTPUT MEASURE	STATUS
1.2	Jessica Deville	<input checked="" type="checkbox"/>	<input type="checkbox"/>	<input checked="" type="checkbox"/>	Provide RSCs with knowledge and resources to coordinate with relevant stakeholders on the development of	The number of outreach meetings conducted with regional I/O teams. (Goal one Working Group Meeting in all 9 Regions)	Not Started



DESIRED OUTCOME: Increased Coordinated Efforts to Promote Infrastructure and Operations Enforcements, Outreach, and Education Initiatives

Not Started

0.00%

COORDINATION

YTD STRATEGY ATTAINMENT

I/O teams. (Goal: one working group meeting in all 9 regions by end of Q4)

Not Started

QTR	DUE	QUARTERLY TASK DETAIL	UPLOAD DEL.	REQUIRED	COMPLETE	TARGET	RESULT	% MET	COMPLETE
1.2		<input checked="" type="checkbox"/> <input type="checkbox"/> <input checked="" type="checkbox"/>							
	jessica.deville@la.gov	VRU/HSIP Projects through the use of the Pedestrian Crash Assessment and other tools.							
1	31-Mar	DESCRIPTION: DELIVERABLE LINK: REPORT-OUT: 4E'S FOCUS SELECT		<input type="checkbox"/>	0	0	0		
2	30-Jun	DESCRIPTION: Did the Statewide Team provide all 9 RSCs guidance on VRU/HSIP implementation and stakeholder coordination? DELIVERABLE LINK: REPORT-OUT: 4E'S FOCUS ENGINEERING		<input checked="" type="checkbox"/>	0	1	0	0.00%	NO
3	29-Sep	DESCRIPTION: DELIVERABLE LINK: REPORT-OUT: 4E'S FOCUS SELECT		<input type="checkbox"/>	0	0	0		
4	29-Dec	DESCRIPTION: Did all 9 RSCs facilitate at least 1 working group meeting with local entities to discuss location concerns for non-motorized user safety by the end of Q4? Did all 9 RSCs share this information with the District, other staff and the statewide team to assist in the development of HSIP/VRU projects by the end of Q4? DELIVERABLE LINK: REPORT-OUT: 4E'S FOCUS ENGINEERING		<input type="checkbox"/>	0	9	0	0.00%	NO
YTD DELIVERABLES:				1	0	10	0	0.00%	NO
RATING: SELECT		COMMENTS:							

ID	PRIMARY POINT OF CONTACT	PRL	YD	OD	DESCRIPTION	OUTPUT MEASURE	STATUS		
1.3	Steve Strength steve.strength@la.gov	<input type="checkbox"/>	<input type="checkbox"/>	<input type="checkbox"/>	Increase and ensure RSC/local agency process knowledge of Road Safety Assessments (RSA) to assist local agencies in developing RSAs.	Number of RSCs/local agencies, that are not currently efficient in the RSA process and/or do not have multi-disciplinary RSA teams established, that the State I/O team trains and supports. (Annual Goal 4)	Not Started		
QTR	DUE	QUARTERLY TASK DETAIL	UPLOAD DEL.	REQUIRED	COMPLETE	TARGET	RESULT	% MET	COMPLETE
1	31-Mar	DESCRIPTION: Did the State identify and notify RSCs in need of training? DELIVERABLE LINK: REPORT-OUT: 4E'S FOCUS		<input type="checkbox"/>	0	1	0	0.00%	NO



DESIRED OUTCOME: Increased Coordinated Efforts to Promote Infrastructure and Operations Enforcements, Outreach, and Education Initiatives

Not Started

0.00%

COORDINATION

YYD STRATEGY ATTAINMENT

EDUCATION		DESCRIPTION:	DELIVERABLE LINK:	REPORT-OUT:	0	0	0	0		
2	30-Jun		<input type="checkbox"/>		0	0				
ASSIGNED TO										
4E'S FOCUS										
SELECT										
3	29-Sep		<input type="checkbox"/>		0	0				
ASSIGNED TO										
4E'S FOCUS										
SELECT										
4	29-Dec	DESCRIPTION: Did the State conduct in-person training for the 4 identified RSCs by the end of Q4?	<input type="checkbox"/>		0	4	0	0.00%	NO	
ASSIGNED TO										
STATE										
4E'S FOCUS										
EDUCATION										
YTD DELIVERABLES:					0	0	5	0	0.00%	NO
RATING: SELECT		COMMENTS:								

ID	PRIMARY POINT OF CONTACT	PRL	YD	OD	DESCRIPTION	OUTPUT MEASURE	STATUS				
1.4		<input type="checkbox"/>	<input type="checkbox"/>	<input type="checkbox"/>	Conduct a workshop with 9 Districts and RSCs to provide data updates and trends, funding, processes and safety planning. .	Meet with all 9 Districts and RSCs annually.	Not Started				
QTR	DUE	QUARTERLY TASK DETAIL			UPLOAD DEL.	REQUIRED	COMPLETE	TARGET	RESULT	% MET	COMPLETE
1	31-Mar	DESCRIPTION: Did the state develop and distribute a schedule for conducting workshops with all 9 RSCs to provide data updates and trends, funding, processes and safety planning?				<input checked="" type="checkbox"/>	0	1	0	0.00%	NO
ASSIGNED TO		DELIVERABLE LINK:				<input checked="" type="checkbox"/>	0	1	0	0.00%	NO
STATE		REPORT-OUT:									
4E'S FOCUS											
EDUCATION											
2	30-Jun	DESCRIPTION:				<input type="checkbox"/>	0	0	0		
ASSIGNED TO		DELIVERABLE LINK:									
4E'S FOCUS		REPORT-OUT:									
SELECT											
3	29-Sep	DESCRIPTION:									



DESIRED OUTCOME: Increased Opportunities for the Participation in and the Availability and Quality of Infrastructure and Operations Training and Education

Not Started

0.00%

EDUCATION

YYD STRATEGY ATTAINMENT

ID	PRIMARY POINT OF CONTACT	PRL	YD	OD	DESCRIPTION	OUTPUT MEASURE	STATUS			
2.1	Kelly Sittig and Autumn Thompson kelly.sittig@la.gov ; autumn.goodfellow-thompson@la.gov	<input checked="" type="checkbox"/>	<input checked="" type="checkbox"/>	<input checked="" type="checkbox"/>	Offer Sessions for Driving School Instructors and Traffic Safety Advocates that meet the criteria for Continued Education Units (CEU).	The number of Continued Education Sessions offered to Driving School Instructors and Traffic Safety Advocates. (Minimum Goal 4 Annually Statewide)	Not Started			
QTR	DUE	QUARTERLY TASK DETAIL		UPLOAD DEL.	REQUIRED	COMPLETE	TARGET	RESULT	% MET	COMPLETE
1	31-Mar	DESCRIPTION: Did the state provide all 9 RSCs access to the standardized criteria necessary to qualify for the Continued Education Unit? Did Northwest, Northeast, and Central Coalitions (Daytime) complete the development of a plan, and content and get approval from OMV and DOTD for the successful delivery of CEU? (RSC can conduct CEU Training once approval of the topic is received from OMV and approval of presentation content is received by DOTD). DELIVERABLE LINK: IO_2.1_STATE REPORT-OUT:		<input checked="" type="checkbox"/>	1		12	0	0.00%	NO
ASSIGNED TO STATE/NWLA/NELA/CHSC 4E'S FOCUS EDUCATION										
2	30-Jun	DESCRIPTION: Did South Central and Capital Region Coalitions (Daytime) complete the development of a plan, and content, and get approval from OMV and DOTD for the successful delivery of CEU? (RSC can conduct CEU Training once approval of the topic is received from OMV and approval of presentation content is received from DOTD). DELIVERABLE LINK: REPORT-OUT:		<input type="checkbox"/>	0		2	0	0.00%	NO
ASSIGNED TO SCRSC/CRTSC 4E'S FOCUS EDUCATION										
3	29-Sep	DESCRIPTION: Did North Shore and New Orleans Coalitions (Evening) complete the development of a plan, and content and get approval from OMV and DOTD for the successful delivery of CEU? (RSC can conduct CEU Training once approval of the topic is received from OMV and approval of presentation content is received from DOTD). DELIVERABLE LINK: REPORT-OUT:		<input type="checkbox"/>	0		2	0	0.00%	NO
ASSIGNED TO NORTSC/NSRSC 4E'S FOCUS EDUCATION										
4	29-Dec	DESCRIPTION: Did Southwest and Acadiana Coalitions (Evening) complete the development of a plan, and content and get approval from OMV and DOTD for the successful delivery of CEU? (RSC can conduct CEU Training once approval of the topic is received from OMV and approval of presentation content is received from DOTD). DELIVERABLE LINK: REPORT-OUT:		<input type="checkbox"/>	0		2	0	0.00%	NO
ASSIGNED TO ARTSC/SWLARSC 4E'S FOCUS EDUCATION										
YTD DELIVERABLES:					1	1	18	0	0.00%	NO
RATING: SELECT		COMMENTS:								



DESIRED OUTCOME: Increased Opportunities for the Participation in and the Availability and Quality of Infrastructure and Operations Training and Education

Not Started

0.00%

EDUCATION

YYD STRATEGY ATTAINMENT

ID	PRIMARY POINT OF CONTACT	PRL	YD	OD	DESCRIPTION	OUTPUT MEASURE	STATUS			
2.2	Trey Jesclard trey.jesclard@la.gov	<input type="checkbox"/>	<input type="checkbox"/>	<input type="checkbox"/>	Educate our Safety Partners on the use of the DOTD's Highway Safety Tools. (i.e. CATScan, Crash Analysis Tool, other spreadsheets, etc.)	Provide 2 Trainings Per Year to districts, RSCs, and other safety partners on the use of DOTD's Highway Safety Tools. (i.e. CATScan, Crash Analysis Tool, other spreadsheets, etc.)	Not Started			
QTR	DUE	QUARTERLY TASK DETAIL		UPLOAD DEL.	REQUIRED	COMPLETE	TARGET	RESULT	% MET	COMPLETE
1	31-Mar	DESCRIPTION: Did the State develop and deliver a schedule of trainings for year? DELIVERABLE LINK: REPORT-OUT:		<input checked="" type="checkbox"/>	<input type="checkbox"/>	0	1	0	0.00%	NO
ASSIGNED TO STATE 4E'S FOCUS EDUCATION										
2	30-Jun	DESCRIPTION: DELIVERABLE LINK: REPORT-OUT:		<input type="checkbox"/>	<input type="checkbox"/>	0	0	0		
ASSIGNED TO STATE 4E'S FOCUS SELECT										
3	29-Sep	DESCRIPTION: DELIVERABLE LINK: REPORT-OUT:		<input type="checkbox"/>	<input type="checkbox"/>	0	0	0		
ASSIGNED TO STATE 4E'S FOCUS SELECT										
4	29-Dec	DESCRIPTION: Did the State conduct 2 trainings on the use of the DOTD's Highway Safety Tools. (i.e. CATScan, Crash Analysis Tool, other spreadsheets, etc.)? DELIVERABLE LINK: REPORT-OUT:		<input type="checkbox"/>	<input type="checkbox"/>	0	2	0	0.00%	NO
ASSIGNED TO STATE 4E'S FOCUS SELECT										
YTD DELIVERABLES:					1	0	3	0	0.00%	NO
RATING: SELECT		COMMENTS:								

ID	PRIMARY POINT OF CONTACT	PRL	YD	OD	DESCRIPTION	OUTPUT MEASURE	STATUS
2.3	Steve Strength steve.strength@la.gov	<input type="checkbox"/>	<input type="checkbox"/>	<input type="checkbox"/>	Conduct workshops for local agencies on statewide safety initiatives.	Number of workshops conducted (Minimum 2 Annually)	Not Started



DESIRED OUTCOME: Increased Opportunities for the Participation in and the Availability and Quality of Infrastructure and Operations Training and Education

Not Started

0.00%

EDUCATION

YYD STRATEGY ATTAINMENT

QTR	DUE	QUARTERLY TASK DETAIL	UPLOAD DEL.	REQUIRED	COMPLETE	TARGET	RESULT	% MET	COMPLETE
1	31-Mar	<p>DESCRIPTION: Did the State provide a workshop schedule for the year?</p> <p>DELIVERABLE LINK:</p> <p>REPORT-OUT:</p>		<input type="checkbox"/>	0	1	0	0.00%	NO
<p><u>ASSIGNED TO</u> STATE 4E'S FOCUS EDUCATION</p>									
2	30-Jun	<p>DESCRIPTION:</p> <p>DELIVERABLE LINK:</p> <p>REPORT-OUT:</p>		<input type="checkbox"/>	0	0	0		
<p><u>ASSIGNED TO</u> 4E'S FOCUS SELECT</p>									
3	29-Sep	<p>DESCRIPTION:</p> <p>DELIVERABLE LINK:</p> <p>REPORT-OUT:</p>		<input type="checkbox"/>	0	0	0		
<p><u>ASSIGNED TO</u> 4E'S FOCUS SELECT</p>									
4	29-Dec	<p>DESCRIPTION: Did the State conduct 2 workshops for RSCs and locals?</p> <p>DELIVERABLE LINK:</p> <p>REPORT-OUT:</p>		<input type="checkbox"/>	0	2	0	0.00%	NO
<p><u>ASSIGNED TO</u> STATE 4E'S FOCUS EDUCATION</p>									
YTD DELIVERABLES:				0	0	3	0	0.00%	NO
RATING: SELECT		COMMENTS:							

ID	PRIMARY POINT OF CONTACT	PRL	YD	OD	DESCRIPTION	OUTPUT MEASURE	STATUS
N/A		<input type="checkbox"/>	<input type="checkbox"/>	<input type="checkbox"/>			

QTR	DUE	QUARTERLY TASK DETAIL	UPLOAD DEL.	REQUIRED	COMPLETE	TARGET	RESULT	% MET	COMPLETE
1	31-Mar	<p>DESCRIPTION:</p> <p>DELIVERABLE LINK:</p> <p>REPORT-OUT:</p>		<input type="checkbox"/>	0	0	0		
<p><u>ASSIGNED TO</u> 4E'S FOCUS SELECT</p>									
2	30-Jun	<p>DESCRIPTION:</p>							



DESIRED OUTCOME: Increased Infrastructure and Operations Enforcements

Not Started

0.00%

ENFORCEMENT

YYD STRATEGY ATTAINMENT

ID	PRIMARY POINT OF CONTACT	PRL	YD	OD	DESCRIPTION	OUTPUT MEASURE	STATUS				
3.1	Ron Whittaker rwhittaker@live.com	<input type="checkbox"/>	<input type="checkbox"/>	<input type="checkbox"/>	Provide TIMS/WZ Safety Training to support statewide LEAs.	Number of TIMS/WZ Safety Training per year. (Minimum 2 Annually)	Not Started				
QTR	DUE	QUARTERLY TASK DETAIL			UPLOAD DEL.	REQUIRED	COMPLETE	TARGET	RESULT	% MET	COMPLETE
1	31-Mar	DESCRIPTION: DELIVERABLE LINK: REPORT-OUT:			<input type="checkbox"/>	0		0	0		
ASSIGNED TO 4E'S FOCUS SELECT											
2	30-Jun	DESCRIPTION: DELIVERABLE LINK: REPORT-OUT:			<input type="checkbox"/>	0		0	0		
ASSIGNED TO 4E'S FOCUS SELECT											
3	29-Sep	DESCRIPTION: DELIVERABLE LINK: REPORT-OUT:			<input type="checkbox"/>	0		0	0		
ASSIGNED TO 4E'S FOCUS SELECT											
4	29-Dec	DESCRIPTION: How many TIMS/WZ Safety Trainings were conducted? DELIVERABLE LINK: REPORT-OUT:			<input type="checkbox"/>	0		2	0	0.00%	NO
ASSIGNED TO STATE 4E'S FOCUS ENFORCEMENT											
YTD DELIVERABLES:						0	0	2	0	0.00%	NO
RATING: SELECT		COMMENTS:									



DESIRED OUTCOME: Enhanced Data Driven Operations to Support Infrastructure and Operations Coordination, Enforcement, Educational, and Outreach Initiatives

Not Started

0.00%

OPERATION

YYD STRATEGY ATTAINMENT

ID	PRIMARY POINT OF CONTACT	PRL	YD	OD	DESCRIPTION	OUTPUT MEASURE	STATUS			
4.1	Steve Strength steve.strength@ja.gov	<input checked="" type="checkbox"/>	<input type="checkbox"/>	<input type="checkbox"/>	Provide technical assistance to RSCs/local agencies on the implementation of completed Local Road Safety Plans, district investment plans, and/or RWD plans or others.	The number of projects approved into the Local Road Safety Program, district investment plans, and/or RWD plan or other. (1 per coalition annually)	Not Started			
QTR	DUE	QUARTERLY TASK DETAIL		UPLOAD DEL.	REQUIRED	COMPLETE	TARGET	RESULT	% MET	COMPLETE
1	31-Mar	DESCRIPTION: DELIVERABLE LINK: REPORT-OUT:		<input type="checkbox"/>	0	0	0	0		
ASSIGNED TO 4E'S FOCUS SELECT										
2	30-Jun	DESCRIPTION: Did all 9 Regional Safety Coalitions submit one pre-application and/or application using information from Ped Crash Assessment, Roadway Departure Plan, Districtwide Investment Plan, Local Road Safety Plan, or a crash profile by the end of Q2?		<input checked="" type="checkbox"/>	0	9	0	0.00%		NO
ASSIGNED TO RSCs 4E'S FOCUS ENGINEERING										
3	29-Sep	DESCRIPTION: DELIVERABLE LINK: REPORT-OUT:		<input type="checkbox"/>	0	0	0	0		
ASSIGNED TO 4E'S FOCUS SELECT										
4	29-Dec	DESCRIPTION: Did LTAP process a minimum of one pre-application per region (9 Total) and convert it into an application by the end of the fourth quarter? (LTAP will need to provide the number of approved applications to DOTD by December 29th, 2023)		<input type="checkbox"/>	0	9	0	0.00%		NO
ASSIGNED TO STATE 4E'S FOCUS ENGINEERING										
YTD DELIVERABLES:					1	0	18	0	0.00%	NO
RATING: SELECT		COMMENTS:								



DESIRED OUTCOME: Enhanced Data Driven Operations to Support Infrastructure and Operations Coordination, Enforcement, Educational, and Outreach Initiatives

Not Started

0.00%

OPERATION

YYD STRATEGY ATTAINMENT

ID	PRIMARY POINT OF CONTACT	PRL	YD	OD	DESCRIPTION	OUTPUT MEASURE	STATUS				
4.2		<input type="checkbox"/>	<input type="checkbox"/>	<input type="checkbox"/>	Program the number of RWD projects in the HSIP with the SHSP for roadway departure trends (Local and State).	The number of RWD projects approved in the HSIP. (Minimum 3 per Quarter)	Not Started				
QTR	DUE	QUARTERLY TASK DETAIL			UPLOAD DEL.	REQUIRED	COMPLETE	TARGET	RESULT	% MET	COMPLETE
1	31-Mar	DESCRIPTION: The number of RWD projects approved in the HSIP this quarter? DELIVERABLE LINK: REPORT-OUT:			<input type="checkbox"/>	0	3	0	0.00%	NO	
ASSIGNED TO STATE 4E'S FOCUS ENGINEERING											
2	30-Jun	DESCRIPTION: The number of RWD projects approved in the HSIP this quarter? DELIVERABLE LINK: REPORT-OUT:			<input type="checkbox"/>	0	3	0	0.00%	NO	
ASSIGNED TO STATE 4E'S FOCUS ENGINEERING											
3	29-Sep	DESCRIPTION: The number of RWD projects approved in the HSIP this quarter? DELIVERABLE LINK: REPORT-OUT:			<input type="checkbox"/>	0	3	0	0.00%	NO	
ASSIGNED TO STATE 4E'S FOCUS ENGINEERING											
4	29-Dec	DESCRIPTION: The number of RWD projects approved in the HSIP this quarter? DELIVERABLE LINK: REPORT-OUT:			<input type="checkbox"/>	0	3	0	0.00%	NO	
ASSIGNED TO STATE 4E'S FOCUS ENGINEERING											
YTD DELIVERABLES:					0	0	12	0	0.00%	NO	
RATING: SELECT		COMMENTS:									

ID	PRIMARY POINT OF CONTACT	PRL	YD	OD	DESCRIPTION	OUTPUT MEASURE	STATUS
4.3		<input type="checkbox"/>	<input type="checkbox"/>	<input type="checkbox"/>	Program the number of INT projects in the HSIP with the SHSP for intersection trends (Local and State).	Number of INT projects approved in the HSIP. (Minimum 5 Annually)	Not Started



DESIRED OUTCOME: Enhanced Data Driven Operations to Support Infrastructure and Operations Coordination, Enforcement, Educational, and Outreach Initiatives

Not Started

0.00%

OPERATION

YYD STRATEGY ATTAINMENT

QTR	DUE	QUARTERLY TASK DETAIL	UPLOAD DEL.	REQUIRED	COMPLETE	TARGET	RESULT	% MET	COMPLETE
1	31-Mar	DESCRIPTION: The number of INT projects approved in the HSIP this quarter? DELIVERABLE LINK: REPORT-OUT:		<input type="checkbox"/>	0	0	0		
ASSIGNED TO STATE 4E'S FOCUS ENGINEERING									
2	30-Jun	DESCRIPTION: The number of INT projects approved in the HSIP this quarter? DELIVERABLE LINK: REPORT-OUT:		<input type="checkbox"/>	0	0	0		
ASSIGNED TO STATE 4E'S FOCUS ENGINEERING									
3	29-Sep	DESCRIPTION: The number of INT projects approved in the HSIP this quarter? DELIVERABLE LINK: REPORT-OUT:		<input type="checkbox"/>	0	0	0		
ASSIGNED TO STATE 4E'S FOCUS ENGINEERING									
4	29-Dec	DESCRIPTION: Did DOTD approve at least 5 INT projects by the end of Q4? DELIVERABLE LINK: REPORT-OUT:		<input type="checkbox"/>	0	5	0	0.00%	NO
ASSIGNED TO STATE 4E'S FOCUS ENGINEERING									
YTD DELIVERABLES:				0	0	5	0	0.00%	NO
RATING: SELECT		COMMENTS:							

ID	PRIMARY POINT OF CONTACT	PRL	YD	OD	DESCRIPTION	OUTPUT MEASURE	STATUS
4.4	Karla Courtade karla.courtade@la.gov	<input type="checkbox"/>	<input type="checkbox"/>	<input type="checkbox"/>	Program the number of non-motorized projects in the HSIP with the SHSP for non-motorized trends (Local and State).	Number of Non-motorized Projects approved in the HSIP. (Minimum 5 Annually)	Not Started

QTR	DUE	QUARTERLY TASK DETAIL	UPLOAD DEL.	REQUIRED	COMPLETE	TARGET	RESULT	% MET	COMPLETE
1	31-Mar	DESCRIPTION: The number of non-motorized projects approved in the HSIP this quarter (if applicable)? DELIVERABLE LINK: REPORT-OUT:		<input type="checkbox"/>	0	0	0		
ASSIGNED TO STATE									



DESIRED OUTCOME: Enhanced Data Driven Operations to Support Infrastructure and Operations Coordination, Enforcement, Educational, and Outreach Initiatives

Not Started

0.00%

OPERATION

YYD STRATEGY ATTAINMENT

4E'S FOCUS							
ENGINEERING							
2	30-Jun	DESCRIPTION: The number of non-motorized projects approved in the HSIP this quarter (if applicable)?					
ASSIGNED TO		DELIVERABLE LINK: <input type="checkbox"/>	0	0	0		
STATE		REPORT-OUT:					
4E'S FOCUS							
ENGINEERING							
3	29-Sep	DESCRIPTION: The number of non-motorized projects approved in the HSIP this quarter (if applicable)?					
ASSIGNED TO		DELIVERABLE LINK: <input type="checkbox"/>	0	0	0		
STATE		REPORT-OUT:					
4E'S FOCUS							
ENGINEERING							
4	29-Dec	DESCRIPTION: Did DOTD approve at least 5 non-motorized projects by the end of Q4?					
ASSIGNED TO		DELIVERABLE LINK: <input type="checkbox"/>	0	5	0	0.00%	NO
STATE		REPORT-OUT:					
4E'S FOCUS							
ENGINEERING							
YTD DELIVERABLES:			0	0	5	0	0.00% NO
RATING: SELECT		COMMENTS:					



DESIRED OUTCOME: Increased Public Safety Awareness of Infrastructure and Operations via Promotional Outlets

Not Started

0.00%

OUTREACH

YTD STRATEGY ATTAINMENT

ID	PRIMARY POINT OF CONTACT	PRL	YD	OD	DESCRIPTION	OUTPUT MEASURE	STATUS			
5.1	Jeannine Childers jchilders1@lsu.edu	<input checked="" type="checkbox"/>	<input checked="" type="checkbox"/>	<input checked="" type="checkbox"/>	Share educational webinars, community events, and other traffic safety-related data to promote awareness using the Destination Zero Deaths social media platforms on infrastructure and operations (I/O) related developments; and statistics.	Increase IO awareness among stakeholders via promotional materials, education webinars, and community events to increase engagement on social media platforms.	Not Started			
QTR	DUE	QUARTERLY TASK DETAIL		UPLOAD DEL.	REQUIRED	COMPLETE	TARGET	RESULT	% MET	COMPLETE
1	31-Mar	DESCRIPTION: If applicable, document regional initiatives on DZD Facebook. DELIVERABLE LINK: REPORT-OUT:		<input type="checkbox"/>	0	0	0	0		
ASSIGNED TO Jeannine Childers 4E'S FOCUS EDUCATION										
2	30-Jun	DESCRIPTION: If applicable, document regional initiatives on DZD Facebook. DELIVERABLE LINK: REPORT-OUT:		<input type="checkbox"/>	0	0	0	0		
ASSIGNED TO Jeannine Childers 4E'S FOCUS EDUCATION										
3	29-Sep	DESCRIPTION: If applicable, document regional initiatives on DZD Facebook. DELIVERABLE LINK: REPORT-OUT:		<input type="checkbox"/>	0	0	0	0		
ASSIGNED TO Jeannine Childers 4E'S FOCUS EDUCATION										
4	29-Dec	DESCRIPTION: If applicable, document regional initiatives on DZD Facebook. DELIVERABLE LINK: REPORT-OUT:		<input type="checkbox"/>	0	0	9	0	0.00%	NO
ASSIGNED TO RSCs 4E'S FOCUS EDUCATION										
YTD DELIVERABLES:					0	0	9	0	0.00%	NO
RATING: SELECT		COMMENTS:								

ID	PRIMARY POINT OF CONTACT	PRL	YD	OD	DESCRIPTION	OUTPUT MEASURE	STATUS			
5.2	Trey Jesclard trey.jesclard@la.gov	<input checked="" type="checkbox"/>	<input checked="" type="checkbox"/>	<input checked="" type="checkbox"/>	Collaborate with Operation Lifesaver (OL) Director to coordinate with OL Authorized Volunteer to participate in regional/local events.	The number of presentations conducted by Operation Lifesaver Authorized Volunteers statewide. (9 by end of Q2, 9 by end of Q4)	Not Started			
QTR	DUE	QUARTERLY TASK DETAIL		UPLOAD DEL.	REQUIRED	COMPLETE	TARGET	RESULT	% MET	COMPLETE
1	31-Mar	DESCRIPTION:								



DESIRED OUTCOME: Increased Public Safety Awareness of Infrastructure and Operations via Promotional Outlets

Not Started

0.00%

OUTREACH

YYD STRATEGY ATTAINMENT

ASSIGNED TO	DELIVERABLE LINK:	REPORT-OUT:	0	0	0	0		
4E'S FOCUS SELECT								
2 30-Jun	DESCRIPTION: Did all 9 RSCs collaborate with OL Director to coordinate with OL Volunteer to participate in at least one regional/local event by the end of Q2?			0	9	0	0.00%	NO
ASSIGNED TO RSCs 4E'S FOCUS EDUCATION	DELIVERABLE LINK:	REPORT-OUT:						
3 29-Sep	DESCRIPTION:			0	0	0		
ASSIGNED TO	DELIVERABLE LINK:	REPORT-OUT:						
4E'S FOCUS SELECT								
4 29-Dec	DESCRIPTION: Did all 9 RSCs collaborate with OL Director to coordinate with OL Volunteer to participate in at least one regional/local event by the end of Q4?			0	9	0	0.00%	NO
ASSIGNED TO RSCs 4E'S FOCUS EDUCATION	DELIVERABLE LINK:	REPORT-OUT:						
YTD DELIVERABLES:			0	0	18	0	0.00%	NO
RATING: SELECT	COMMENTS:							

ID	PRIMARY POINT OF CONTACT	PRL	YD	OD	DESCRIPTION	OUTPUT MEASURE	STATUS			
5.3	Autumn Goodfellow-Thompson Autumn.goodfellow-thompson@la.gov	<input checked="" type="checkbox"/>	<input checked="" type="checkbox"/>	<input checked="" type="checkbox"/>	Recruit members of the 4 E's (Enforcement, Education, Engineering, EMS, safety advocates, Public Health, and Tribal Representatives.) or emphasis area overlap participating in the Infrastructure and Operations Emphasis Area.	Increase the number of new or current members from 4 Es, safety advocates, Public Health, and Tribal Representatives or emphasis area overlap participating in the SHSP Infrastructure and Operations Emphasis Area (RSC Annual Goal Minimum 2/Region.)	Not Started			
QTR	DUE	QUARTERLY TASK DETAIL		UPLOAD DEL.	REQUIRED	COMPLETE	TARGET	RESULT	% MET	COMPLETE
1	31-Mar	DESCRIPTION: Did the statewide team offer/provide assistance to all 9 RSCs in need of identifying recruitment of 4Es, safety advocates, Public Health, and Tribal Representatives or by emphasis area overlap? Did all 9 RSCs identify potential recruitments to reach out to in 2023?					18	0	0.00%	NO
ASSIGNED TO STATE/RSCs 4E'S FOCUS N/A		DELIVERABLE LINK:		REPORT-OUT:						



DESIRED OUTCOME: Increased Public Safety Awareness of Infrastructure and Operations via Promotional Outlets

Not Started

0.00%

OUTREACH

YYD STRATEGY ATTAINMENT

2	30-Jun	<p>ASSIGNED TO RSCs 4E'S FOCUS N/A</p>	<p>DESCRIPTION: Did all 9 RSCs reach out to potential recruitments or promote emphasis area overlap identified during Q1?</p> <p>DELIVERABLE LINK: <input type="checkbox"/></p> <p>REPORT-OUT: 0</p>	9	0	0.00%	NO
3	29-Sep	<p>ASSIGNED TO RSCs 4E'S FOCUS N/A</p>	<p>DESCRIPTION: Did all 9 RSCs reach out to potential recruitments or promote emphasis area overlap?</p> <p>DELIVERABLE LINK: <input type="checkbox"/></p> <p>REPORT-OUT: 0</p>	9	0	0.00%	NO
4	29-Dec	<p>ASSIGNED TO RSCs 4E'S FOCUS N/A</p>	<p>DESCRIPTION: Did all 9 RSCs increase coalition membership from a member of the 4Es, Traffic Safety Advocates, public health, and Tribal Representatives, or by emphasis area overlap? (2 Annually/Coalition)</p> <p>DELIVERABLE LINK: <input type="checkbox"/></p> <p>REPORT-OUT: 0</p>	18	0	0.00%	NO
YTD DELIVERABLES:				0	0		
				54	0	0.00%	NO
RATING: SELECT		COMMENTS:					

ID	PRIMARY POINT OF CONTACT	PRL	YD	OD	DESCRIPTION	OUTPUT MEASURE			STATUS		
N/A		<input type="checkbox"/>	<input type="checkbox"/>	<input type="checkbox"/>							
QTR	DUE	QUARTERLY TASK DETAIL			UPLOAD DEL.	REQUIRED	COMPLETE	TARGET	RESULT	% MET	COMPLETE
1	31-Mar	<p>DESCRIPTION:</p> <p>DELIVERABLE LINK: <input type="checkbox"/></p> <p>REPORT-OUT:</p>				0		0	0		
<p>ASSIGNED TO</p> <p>4E'S FOCUS</p> <p>SELECT</p>											
2	30-Jun	<p>DESCRIPTION:</p> <p>DELIVERABLE LINK: <input type="checkbox"/></p> <p>REPORT-OUT:</p>				0		0	0		
<p>ASSIGNED TO</p> <p>4E'S FOCUS</p> <p>SELECT</p>											
3	29-Sep	<p>DESCRIPTION:</p> <p>DELIVERABLE LINK: <input type="checkbox"/></p> <p>REPORT-OUT:</p>				0		0	0		
<p>ASSIGNED TO</p>											



INFRASTRUCTURE & OPERATIONS STATEWIDE ACTION PLAN

STATUS / ATTAINMENT KEY				
0%	<25%	<50%	>50%	100%

YTD ATTAINMENT		STRATEGY ACTION STEP DETAILS									
STRATEGY	STEP ATTN	ID	PRL	YD	OD	DESCRIPTION	EOY RATING				
COORDINATION	Not Started	1.1	**YES**	NO	NO	Provide the RSCs with the information to support the HSIP and other safety-related efforts including current safety trends, data, targets and I/O projects.	SELECT				
		1.2	**YES**	NO	YES	Provide RSCs with knowledge and resources to coordinate with relevant stakeholders on the development of VRU/HSIP Projects through the use of the Pedestrian Crash Assessment and other tools.	SELECT				
		1.3	NO	NO	NO	Increase and ensure RSC/local agency process knowledge of Road Safety Assessments (RSA) to assist local agencies in developing RSAs.	SELECT				
		1.4	NO	NO	NO	Conduct a workshop with 9 Districts and RSCs to provide data updates and trends, funding, processes and safety planning. .	SELECT				
EDUCATION	Not Started	2.1	**YES**	YES	YES	Offer Sessions for Driving School Instructors and Traffic Safety Advocates that meet the criteria for Continued Education Units (CEU).	SELECT				
		2.2	NO	NO	NO	Educate our Safety Partners on the use of the DOTD's Highway Safety Tools. (i.e. CATScan, Crash Analysis Tool, other spreadsheets, etc.)	SELECT				
		2.3	NO	NO	NO	Conduct workshops for local agencies on statewide safety initiatives.	SELECT				
		N/A	NO	NO	NO		N/A				
ENFORCEMENT	Not Started	3.1	NO	NO	NO	Provide TIMS/WZ Safety Training to support statewide LEAs.	SELECT				
		N/A	NO	NO	NO		N/A				
		N/A	NO	NO	NO		N/A				
		N/A	NO	NO	NO		N/A				
OPERATION	Not Started	4.1	**YES**	NO	NO	Provide technical assistance to RSCs/local agencies on the implementation of completed Local Road Safety Plans, district investment plans, and/or RWD plans or others.	SELECT				
		4.2	NO	NO	NO	Program the number of RWD projects in the HSIP with the SHSP for roadway departure trends (Local and State).	SELECT				
		4.3	NO	NO	NO	Program the number of INT projects in the HSIP with the SHSP for intersection trends (Local and State).	SELECT				
		4.4	NO	NO	NO	Program the number of non-motorized projects in the HSIP with the SHSP for non-motorized trends (Local and State).	SELECT				
OUTREACH	Not Started	5.1	**YES**	YES	YES	Share educational webinars, community events, and other traffic safety-related data to promote awareness using the Destination Zero Deaths social media platforms on infrastructure and operations (I/O) related developments; and statistics.	SELECT				
		5.2	**YES**	YES	YES	Collaborate with Operation Lifesaver (OL) Director to coordinate with OL Authorized Volunteer to participate in regional/local events.	SELECT				
		5.3	**YES**	YES	YES	Recruit members of the 4 E's (Enforcement, Education, Engineering, EMS, safety advocates, Public Health, and Tribal Representatives.)	SELECT				
		N/A	NO	NO	NO		N/A				
YTD TOTAL	YTD PROGRESS		ID	EMPHASIS AREA ACTION PLAN PERFORMANCE MEASURE			PREV. YR	TGT	RESULT	ACTION PLAN RATING	
	Not Started	0.00%	I.	a.	1% minimum reduction of serious injuries involving roadway departures			744.00	366.24		
				b.	1% minimum reduction of fatalities involving roadway departures			331.00	324.81		
			II.	a.	1% minimum reduction of serious injuries at intersections			982.00	482.98		
				b.	1% minimum reduction of fatalities at intersections			177.00	143.10		
			III.	a.	1% minimum reduction of serious injuries involving non-motorized users			359.00	185.47		

			iii.	b.	1% minimum reduction of fatalities involving non-motorized users	203.00	130.87		
--	--	--	------	----	------------------------------------------------------------------	--------	--------	--	--